

2.1 - CAJA OVAL "S". CON TORNILLO. CON TAPA. PARA TUBO EMT (THINWALL).

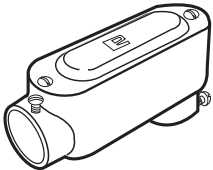
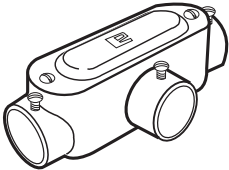
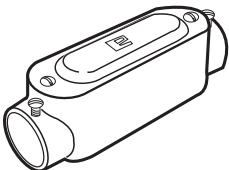
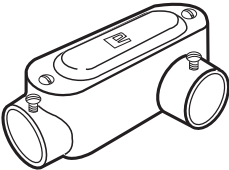
2.1 - OVAL CONDUIT BODIES "S". SETSCREW. WITH COVER. FOR USE WITH EMT CONDUIT.

- Material:
 - Cuerpo: Aluminio inyectado a presión.
 - Tapa: Lámina de Aluminio.
 - Tornillos: Galvanizados.
- Acabados: Pintura electrostática epoxica/poliéster polimerizada.
- Para usarse con tubo EMT (Thinwall).
- Tapa y tornillos ensamblados.
- Fabricación en base a: CAN/CSA-C22.2 No. 18-92

- Material:
 - Body: Diecast aluminum.
 - Cover: Sheet aluminum.
 - Screws: Galvanized steel.
- Finish: Electrostatic powder epoxy/poliéster coating.
- For use with EMT conduit (Thinwall).
- Cover and screws assembled.
- Manufactured in compliance with: CAN/CSA-C22.2 No. 18-92



USAR No. DE CODIGO PARA HACER PEDIDOS / TO ORDER USE CODE NUMBER

Figura Figure	Catalogo Catalog	Codigo Code	Medida nominal Hub size		Volumen Volume		Peso x 100 pzas. Weight x 100 pcs.		Unit Ctn. Pzas. Pcs.	Ship Ctn. Pzas. Pcs.	Std. Pkg. Pcs.	Num. y calib. max. conduct. Max. No. and sze. conduct.
			mm	inch	cm ³	cu. in	kg	Lb				
OLB 	*OLB-3473-TC	28.11.3473.TC	12.7 S	1/2 S	65.5	4.0	13.3	29.3	10	40	46	3, #8 AWG
	*OLB-0088-TC	28.11.0665.TC	19.0	3/4	106.4	6.5	16.8	37.1	5	35	30	3, #6 AWG
	OLB-0093-TC	28.11.0666.TC	25.4	1	180.1	11.0	23.0	50.7	5	20	40	3, #6 AWG
	OLB-0098-TC	28.11.0667.TC	31.8	1 1/4	512.6	31.3	52.9	116.7	2	8	15	3, #2 AWG
	OLB-0078-TC	28.11.0668.TC	38.1	1 1/2	529.0	32.3	56.4	124.4	2	8	15	3, #1/0
	OLB-0306-TC	28.11.0669.TC	50.8	2	1195.7	73.0	114.8	253.1	1	4	6	3, #3/0
OT 	* OT-3474-TC	28.11.3474.TC	12.7 S	1/2 S	65.5	4.0	14.3	31.5	10	40	42	3, #8 AWG
	* OT-0087-TC	28.11.0695.TC	19.0	3/4	114.6	7.0	19.3	42.6	5	40	20	3, #6 AWG
	OT-0092-TC	28.11.0696.TC	25.4	1	180.1	11.0	23.0	50.76	5	20	32	3, #4 AWG
	OT-0097-TC	28.11.0697.TC	31.8	1 1/4	496.3	30.3	52.9	116.7	2	8	15	3, #2 AWG
	OT-0077-TC	28.11.0698.TC	38.1	1 1/2	512.6	31.3	65.9	145.4	2	8	15	3, #2 AWG
	OT-0307-TC	28.11.0699.TC	50.8	2	1126.9	68.8	108.8	240.0	1	4	6	3, #1 AWG
OC 	* OC-3475-TC	28.11.3475.TC	12.7 S	1/2 S	65.5	4.0	13.3	29.3	10	70	63	3, #8 AWG
	* OC-0330-TC	28.11.0662.TC	19.0	3/4	119.5	7.3	15.8	34.9	5	50	36	3, #6 AWG
	OC-0331-TC	28.11.0663.TC	25.4	1	185.0	11.3	21.5	47.4	5	20	46	3, #4 AWG
	OC-2625-TC	28.11.2566.TC	31.8	1 1/4	455.9	27.8	51.5	113.4	2	8	16	3, #2 AWG
	OC-2626-TC	28.11.2685.TC	38.1	1 1/2	488.7	29.8	57.0	125.5	2	8	16	3, #2 AWG
	OC-2627-TC	28.11.2719.TC	50.8	2	1087.3	66.3	104.5	230.0	1	4	9	3, #2/0
OLL 	* OLL-3476-TC	28.11.3476.TC	12.7 S	1/2 S	65.5	4.0	13.8	30.4	10	40	52	3, #8 AWG
	* OLL-0089-TC	28.11.0675.TC	19.0	3/4	111.3	6.8	17.3	38.2	5	40	24	3, #6 AWG
	OLL-0094-TC	28.11.0676.TC	25.4	1	185.0	11.3	22.5	49.6	5	20	40	3, #4 AWG
	OLL-0099-TC	28.11.0677.TC	31.8	1 1/4	512.6	31.3	49.9	110.1	2	8	15	3, #2 AWG
	OLL-0079-TC	28.11.0678.TC	38.1	1 1/2	537.2	32.8	57.4	126.6	2	8	15	3, #1/0
	OLL-0323-TC	28.11.0679.TC	50.8	2	1208.8	73.8	122.3	269.7	1	4	6	3, #4/0

Especificaciones sujetas a cambio sin previo aviso. Specifications are subject to change without notice.