



OCAL-BLUE Double-Coat Conduit Bodies

- Covers are coated with a molded flange to seal the conduit body.
- The conduit body is molded with a flat surface on its opening to seal with the cover.
- The conduit body and cover are double coated with a nominal .002" (2 mil) blue urethane on both the interior and exterior, before PVC coating is applied.
- A minimum of .040" (40 mil) PVC coating is bonded to the exterior.
- OCAL pressure-sealing sleeves on all threaded hubs.
- Shipped and priced with cover and encapsulated stainless steel screws.
- Covers available separately, designate "covers only" and specify correct form or mark.



Form 7 Cover











Form 8 Cover

B

Ocal®

Conduit Bodies

Shapes (Fittings shown uncoated)

	Metric Size Designator*	Style	1/2" 16	3/4" 21	1" 27	1 1/4" 35	1 1/2" 41	2" 53	2 1/2" 63	3" 78	3 1/2" 91	4" 103
	C	Form 7 Form 8 Mark 9*	C17 C18 C19	C27 C28 C29	C37 C38 C39	C47 C448 C49	C57 C58 C59	C67 C68 C69	C77 C78 C789	C87 C88 C889	C1089	C989
	L	Form 7 Double faced - may be used as LL or LR - has 2 openings.	L17	L27	L37	L47	L57	L67				
	LB	Form 7 Form 8 Mark 9*	LB17 LB18 LB19	LB27 LB28 LB29	LB37 LB38 LB39	LB47 LB448 LB49	LB57 LB58 LB59	LB67 LB68 LB69	LB777 LB78 LB789	LB87 LB888 LB889	LB97 LB98 LB989	LB107 LB108 LB1089
	LL	Form 7 Form 8 Mark 9*	LL17 LL18 LL19	LL27 LL28 LL29	LL37 LL38 LL39	LL47 LL448 LL49	LL57 LL58 LL59	LL67 LL68 LL69	LL777 LL78 LL789	LL87 LL888 LL889	LL97 – LL989	LL107 – LL1089
	LR	Form 7 Form 8 Mark 9*	LR17 LR18 LR19	LR27 LR28 LR29	LR37 LR38 LR39	LR47 LR448 LR49	LR57 LR58 LR59	LR67 LR68 LR69	LR777 LR78 LR789	LR87 LR888 LR889	LR97 – LR989	LR107 – LR1089
	T	Form 7 Form 8 Mark 9*	T17 T18 T19	T27 T28 T29	T37 T38 T39	T47 T448 T49	T57 T58 T59	T67 T68 T69	T77 T78 T789	T87 T88 T889	T97 – T989	T107 – T1089
	TB	Form 7 Form 8 Mark 9*	TB17 TB18 TB19	TB27 TB28 TB29	TB37 TB38 TB39	TB47 TB448 TB49	TB57 TB58 –	TB67 TB68 –				
	X	Form 7 Form 8 Mark 9*	X17 X18 X19	X27 X28 X29	X37 X38 X39	X47 X448 –	X57 X58 –	X67 X68 –				

NOTE – Inches indicated in bold face type * Metric size designator (ANSI C80.1-1994).

Metric measure is directly below bold face type and are also in bold.

Cat. No.	Color	Manufacturer
LB17	G	-1
	G = Gray R = Red W = White B = Blue * Custom Colors Available	-1 = T&B Blank = Other Manufacturer

Thomas & Betts